



Projection Domes

Catalog 2020



Front Pictures is a leading manufacturer of projection domes for mobile and permanent installations. Our mission is to deliver top quality products and to provide an individual approach for every client.


FP domes are the best solution for planetariums, corporate and sport events, as well as concerts. They are also used for 360 content production, VR, and gaming. When equipped with our digital projection system and interactive software, the applications of our domes are truly unlimited!

We offer a wide range of models and sizes of negative pressure domes. Also, our team is ready to design a custom solution for you if you have specific requirements.

By delivering both portable and permanent domes for events, planetariums, and 360 attractions worldwide, we help our clients excel!

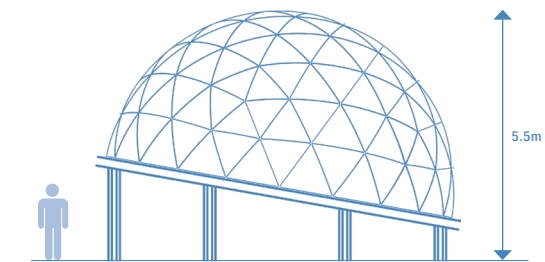


Perspective view

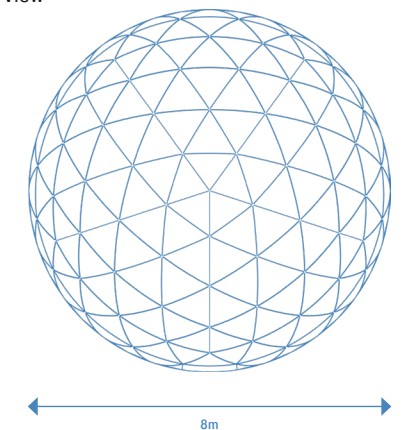


Tilted screen configuration

Front view



Top view



8 m - RFO

The full range of models is on pages 16, 17

RFO

Rigid Frame Open-Sided

- Diameter 3–15m
- Rigid Frame
- Fast Assembly
- Maximized Screen Area
- Multiple Installation Options
- Curved Struts

SIZE & WEIGHT

Diameter: 8m (26.2ft)

Height: 5.5m (18ft)

Floor area: 50.3m² (541.5ft²)Screen area: 100.5m² (1082ft²)

Dome net weight: 170kg (375lb)

CAPACITY*

Seating: 31 people

Standing: 48 people

ENGINEERING

Frequency: 4V

Frame material: Aluminium struts /

Stainless steel connectors

Screen material: Fire retardant polyester

Outer cover material: Fire retardant

polyester

ASSEMBLY

Team: 3 people

Assembly time: 10 hours**

DOMES PACKAGE INCLUDES

Frame

Outer cover

Screen

Air pump module

Assembly manual and toolkit

CUSTOM OPTIONS

Truss

Logo and graphics printing

Circular blackout curtain

Projection system

Projector mounts

Audio system mounts

Spare screen

Decorative cover

Flooring

Soft or flight cases

Setup and event support

PRODUCTION

Lead time: 4–6 weeks

WARRANTY

Warranty period: 1 year

* Actual capacity may vary depending on seating layout and can also be limited by local regulations

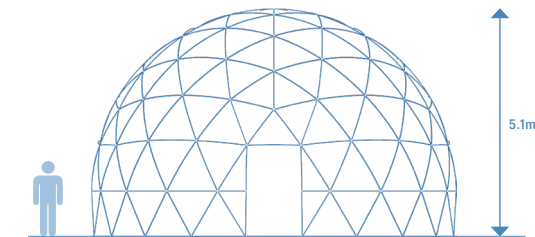
** Assembly time does not include projection system setup




Perspective view



Front view



Top view



8 m - RFE

The full range of models is on pages 16, 17

RFE

Rigid Frame Enclosed

- Diameter 5–15m
- Rigid Frame
- Fast Assembly
- Maximized Screen Area
- Curved Struts

SIZE & WEIGHT

Diameter: **8m (26.2ft)**
 Height: **5.1m (16.8ft)**
 Floor area: **50.3m² (541.5ft²)**
 Screen area: **80.4m² (865.4ft²)**
 Dome net weight: **240kg (530lb)**

CAPACITY*

Seating: **31 people**
 Standing: **48 people**

ENGINEERING

Entrance: **1**
 Frequency: **4V**
 Frame material: **Aluminium struts / Stainless steel connectors**
 Screen material: **Fire retardant polyester**
 Outer cover material: **Fire retardant polyester**

ASSEMBLY

Team: **3 people**
 Assembly time: **10 hours****

DOMES PACKAGE INCLUDES

Frame
 Outer cover
 Screen
 Air pump module
 Assembly manual and toolkit

CUSTOM OPTIONS

Logo and graphics printing
 Projection system
 Projection system truss
 Projection system stands
 Projector mounts
 Audio system mounts

Extra entrance
 Rigid door
 Spare screen
 Decorative cover
 Flooring
 Walkway tunnels
 Soft or flight cases
 Setup and event support

PRODUCTION

Lead time: **4–6 weeks**

WARRANTY


Warranty period: **1 year**

* Actual capacity may vary depending on seating layout and can also be limited by local regulations

** Assembly time does not include projection system setup

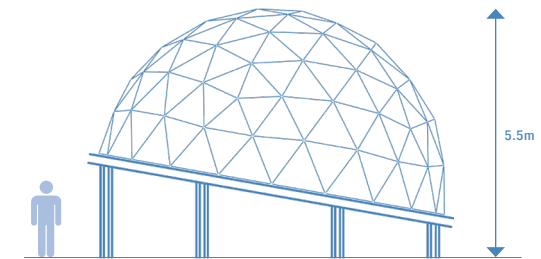


Perspective view

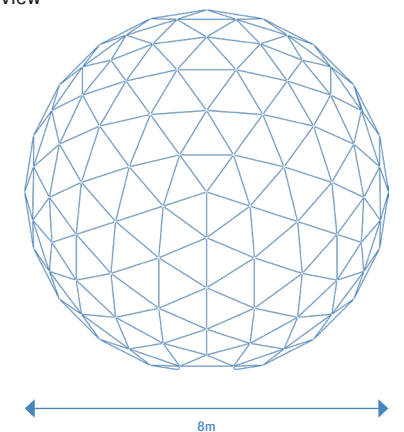


Tilted screen configuration

Front view



Top view

**8 m - LFO**

The full range of models is on pages 16, 17

LFO

Light Frame Open-Sided

- Diameter 3–10m
- Lightweight
- Fast Assembly
- Multiple Installation Options
- Reduced Transportation Costs
- Straight Struts

SIZE & WEIGHT

Diameter: **8m (26.2ft)**
 Height: **5.5m (18ft)**
 Floor area: **50.3m² (541.5ft²)**
 Screen area: **95.5m² (1028ft²)**
 Dome net weight: **95kg (210lb)**

CAPACITY*

Seating: **31 people**
 Standing: **48 people**

ENGINEERING

Frequency: **4V**
 Frame Material: **Aluminium struts / Glass-reinforced polyamide connectors**
 Screen material: **Fire retardant polyester**
 Outer cover material: **Fire retardant polyester**

ASSEMBLY

Team: **2 people**
 Assembly time: **8 hours****

DOMES PACKAGE INCLUDES

Frame
 Outer cover
 Screen
 Air pump module
 Assembly manual and toolkit

CUSTOM OPTIONS

Truss
 Logo and graphics printing
 Circular blackout curtain
 Projection system
 Projector mounts
 Audio system mounts

Spare screen
 Decorative cover
 Flooring
 Soft or flight cases
 Setup and event support

PRODUCTION


Lead time: **4–6 weeks**

WARRANTY

Warranty period: **1 year**

* Actual capacity may vary depending on seating layout and can also be limited by local regulations

** Assembly time does not include projection system setup



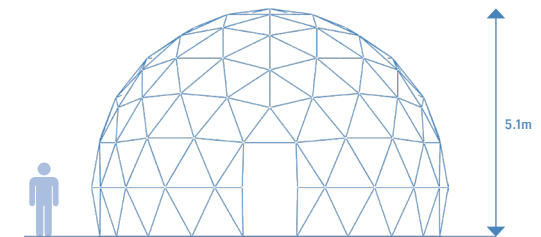
Light Frame Enclosed

- Diameter 6–10m
- Lightweight
- Fast Assembly
- Reduced Transportation Costs
- Straight Struts

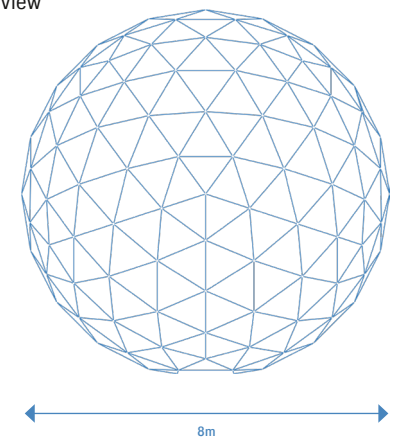
Perspective view



Front view



Top view



8 m - LFE

The full range of models is on pages 16, 17

SIZE & WEIGHT

Diameter: **8m (26.2ft)**

Height: **5.1m (16.8ft)**

Floor area: **46.7m² (502.7ft²)**

Screen area: **80.4m² (865.4ft²)**

Dome net weight: **115kg (254lb)**

CAPACITY*

Seating: **29 people**

Standing: **45 people**

ENGINEERING

Entrance: **1**

Frequency: **4V**

Frame material: **Aluminium struts / Glass reinforced polyamide connectors**

Screen material: **Fire retardant polyester**

Outer cover material: **Fire retardant polyester**

ASSEMBLY

Team: **3 people**

Assembly time: **7 hours****

DOMES PACKAGE INCLUDES

Frame

Outer cover

Screen

Air pump module

Assembly manual and toolkit

CUSTOM OPTIONS

Logo and graphics printing

Projection system

Projection system truss

Projection system stands

Projector mounts

Audio system mounts

Extra entrance

Rigid door

Spare screen

Decorative cover

Flooring

Walkway tunnels

Soft or flight cases

Setup and event support

PRODUCTION


Lead Time: **4–6 weeks**

WARRANTY

Warranty Period: **1 year**

* Actual capacity may vary depending on seating layout and can also be limited by local regulations


** Assembly time does not include projection system setup



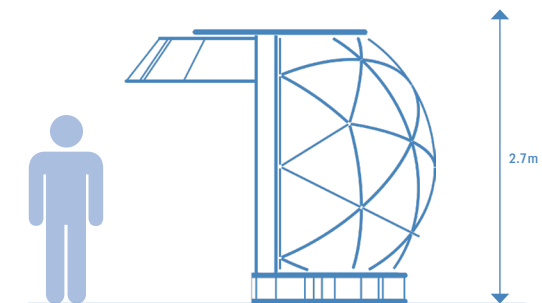
Rigid Frame Partial

- Diameter 3–6m
- Rigid Frame
- Low Footprint
- Maximized Screen Area
- Best for Immersive Simulators
- Curved Struts

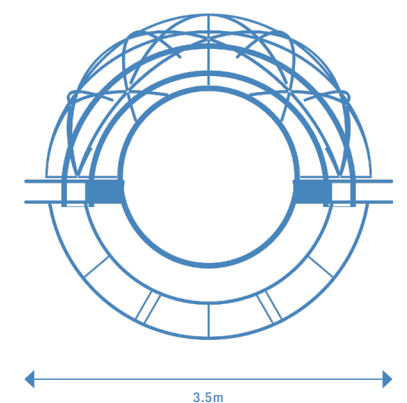
Perspective view



Front view



Top view



3m - RFP

The full range of models is on pages 16, 17

SIZE & WEIGHT

Diameter: **3m (9.8ft)**

Height: **2.7m (8.9ft)**

Screen area: **9.9m² (106.6ft²)**

Dome net weight: **155 kg (342lb)**

ENGINEERING

Frequency: **2V**

Frame material: **Aluminium struts /**

Stainless steel connectors

Screen material: **Fire retardant polyester**

Outer cover material: **Fire retardant polyester**

ASSEMBLY

Team: **2 people**

Assembly time: **4 hours***

DOMES PACKAGE INCLUDES

Truss

Frame

Screen

Outer cover

Projection system front shield

Air pump module

Assembly manual and toolkit

CUSTOM OPTIONS

Custom base height

Projection system

Logo and graphics printing

Top or side light protection shields

Projection system bottom shield

Projector mounts

Audio system mounts

Spare screen

Soft cases

Projection system

Soft or flight cases

Sandbags

Setup and event support



PRODUCTION

Lead time: **4–6 weeks**

WARRANTY

Warranty period: **1 year**

* Assembly time does not include projection system setup



Custom Solutions

Do you have an idea, design concept, or special requirements? Our experienced team is happy to assist you in bringing the boldest and most unique ideas to life. We enjoy challenging tasks and will do our best to fully implement your vision.



| | | Diameter | 3m/9.8ft | 4m/13.1ft | 5m/16.4ft | 6m/19.7ft | 7m/23ft | 8m/26.2ft | 9m/29.5ft | 10m/32.8ft | 11m/36.1ft | 12 m/39.4ft | 13m/42.7ft | 14m/45.9ft | 15 m/49.2ft |
|-----|------------------------|----------------------------|----------|-----------|-----------|-----------|---------|-----------|-----------|------------|------------|-------------|------------|------------|-------------|
| RFO | RIGID FRAME OPEN-SIDED | Height | 3m | 3.5m | 4m | 4.5m | 5m | 5.5m | 6m | 6.5m | 7m | 7.5m | 8m | 8.5m | 9m |
| | | Area | 7.1m² | 12.6m² | 19.6m² | 28.3m² | 38.5m² | 50.3m² | 63.6m² | 78.5m² | 95.3m² | 113.1m² | 132.7m² | 153.9m² | 176.7m² |
| | | Screen | 14.1m² | 25.1m² | 39.3m² | 56.5m² | 77m² | 100.5 m² | 127.2m² | 157.1m² | 190.1m² | 226.2m² | 265.5m² | 307.9m² | 353.4m² |
| | | Capacity* seating/standing | 5/7 | 8/12 | 12/19 | 18/28 | 24/35 | 31/48 | 40/58 | 49/70 | 60/85 | 71/105 | 83/125 | 96/145 | 110/165 |
| | | Net weight | 40kg | 45kg | 100kg | 130kg | 150kg | 170kg | 195kg | 220kg | 270kg | 295kg | 415kg | 450kg | 458kg |
| RFE | RIGID FRAME ENCLOSED | Height | | | 3.9m | 4.4m | 4.7m | 5.1m | 5.7m | 6.4m | 6.7m | 7.3m | 7.8m | 7m | 7.5m |
| | | Area | | | 19.6m² | 28.3m² | 38.5m² | 50.3m² | 63.6m² | 78.5m² | 95m² | 113.1m² | 132.7m² | 153.9m² | 176.7m² |
| | | Screen | | | 31.4m² | 45.2m² | 61. 6m² | 80.4m² | 103.9m² | 125.7m² | 152m² | 181m² | 212m² | 210m² | 242m² |
| | | Capacity* seating/standing | | | 12/19 | 18/28 | 24/35 | 31/48 | 40/58 | 49/70 | 59/85 | 71/105 | 83/125 | 96/145 | 110/165 |
| | | Net weight | | | 135kg | 195kg | 220kg | 240kg | 275kg | 315kg | 400kg | 440kg | 475kg | 505kg | 523kg |
| LFO | LIGHT FRAME OPEN-SIDED | Height | 3m | 3.5m | 4m | 4.5m | 5m | 5.5m | 6m | 6.5m | | | | | |
| | | Area | 7.1 m² | 12.6m² | 19.6m² | 28.3m² | 38.5m² | 50.3m² | 63.6m² | 78.5m² | | | | | |
| | | Screen | 13.2m² | 23.4m² | 36.2m² | 52.8m² | 72.6m² | 95.5m² | 121.6m² | 150.8m² | | | | | |
| | | Capacity* seating/standing | 5/7 | 8/12 | 12/19 | 18/28 | 24/35 | 31/48 | 40/58 | 49/70 | | | | | |
| | | Net weight | 30kg | 35kg | 55kg | 70kg | 80kg | 95kg | 110kg | 125kg | | | | | |
| LFE | LIGHT FRAME ENCLOSED | Height | | | | 3.9m | 4.5m | 5.1m | 5.7m | 6.3m | | | | | |
| | | Area | | | | 26.3m² | 33.9m² | 46.7m² | 59.3m² | 73.4m² | | | | | |
| | | Screen | | | | 45.2m² | 61.6m² | 80.4m² | 103.9m² | 125.7m² | | | | | |
| | | Capacity* seating/standing | | | | 16/26 | 21/35 | 29/45 | 37/60 | 46/75 | | | | | |
| | | Net weight | | | | 85kg | 100kg | 115kg | 130kg | 145kg | | | | | |
| RFP | RIGID FRAME PARTIAL | Height | 2.7m | | | | | | | | | | | | |
| | | Area | • | | | | | | | | | | | | |
| | | Screen | 9.9m² | | | | | | | | | | | | |
| | | Capacity | • | | | | | | | | | | | | |
| | | Net weight | 155kg | | | | | | | | | | | | |

* Actual capacity may vary depending on seating layout and can also be limited by local regulations





Clients



Ohira Tech



All product names and trademarks are the property of their respective owners.

Contacts & Partners

Front Pictures LLC

Head office

Lavrska Street, 16
01015, Kyiv, Ukraine
+38 044 333 85 42
sales@frontpictures.com
frontpictures.com

Japan

Digital Media Lab., Inc

3-27-10, Hatchobori, Chuo-ku
Tokyo 104-0032, Japan
+81 3 5931 0148
+81 3 3206 3717 (Fax)
sales@dml.co.jp
www.dml.co.jp

Immersive attractions and simulators / Multimedia art installations / Creative performances and live shows

Czech Republic

Nowatron Elektronik

Na Radosti 298/4
155 21 Praha 5
+420 251 615 925
+420 251 615 957 (Fax)
praha@nowatron.cz
nowatron.cz

Immersive attractions and simulators / Multimedia art installations / Planetarium systems

United States

Audio Visual Imagineering (AVI)

6565 Hazeltine National Drive
Suite 2
Orlando, FL 32822
+1 407 859 8166
susan@av-imagineering.com
av-imagineering.com

Negative pressure domes / Planetarium systems / Planetarium events

Ohira Tech Ltd

4489-1 Ikonobecho, Tsuzukiku, Yokohama
City, Kanagawa, 224-0053, Japan
+81 45 507 3531
+81 45 507 3532 (fax)
sales@megastar.jp
megastar.jp

Planetarium systems / Planetarium events

South Korea

METASPACE

Taeyang Bldg 401, 36, Nonhyeon-ro
Gangnam-gu, Seoul, South Korea
+82 2 571 3764
sales@metaspace.co.kr
metaspace.co.kr

Negative pressure domes / Planetarium systems / Immersive attractions and simulators / Event domes

United Kingdom

NSC Creative

National Space Centre
Exploration Drive, Leicester, UK, LE4 5NS
+44 (0) 116 258 2101
Skype: NSCCreative
domes@nsccreative.com
domes.nsccreative.com

Negative pressure domes / Planetarium systems / Planetarium events / Immersive attractions and simulators

Orihalcon Technologies Inc.

3-33-18-301, Nakano, Nakano-ku,
Tokyo, Japan 164-0001
+81 3 6304 8356
info@orihalcon.co.jp
orihalcon.co.jp

Systems integration partner / Negative pressure domes

Spain / Portugal

NewMedia Creative Technology Studio

9 Apodaca Street, Bajo D,
28004 Madrid, Spain
+34 647 777 649
welcome@newmedia.events
Newmedia.events

Negative pressure domes / Immersive attractions and simulators / Event domes

TRADEMARKS

"Front Pictures", "Screenberry", "FP" logo (collectively, the "Front Pictures Marks") are the trademarks of Front Pictures, LLC. All other trademarks and trade-names referred to in this brochure are the property of their respective owners. The display of trademarks or trade-names in this brochure does not convey or create any licence or other rights related to such trademarks or trade-names. Any unauthorized use of the Front Pictures Marks is strictly prohibited.

